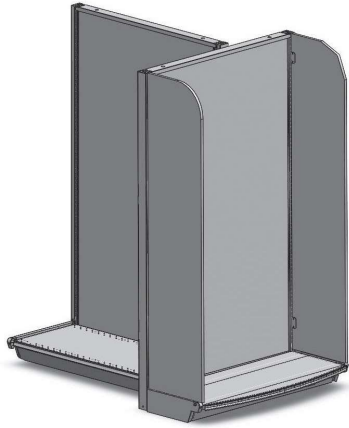


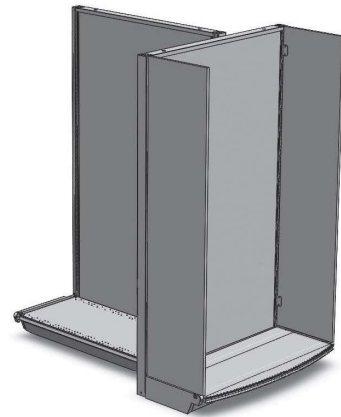
# END PANEL OPTIONS



## CONTOURED END PANEL

Contoured End Panels provide a nice finish to the end display to include a radius edge while also providing product stops. Available in all Melamine and Laminate Finishes, 3/4" thick. Both in solid colors to match shelving color or Wood Grain Finish of your choice.

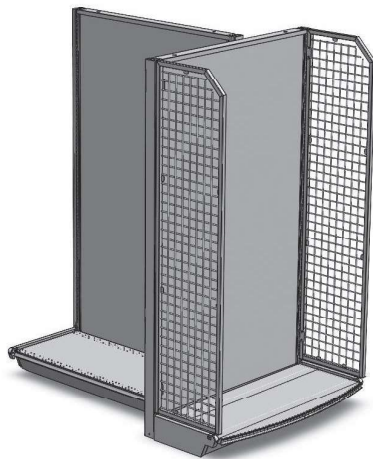
Item#	F	E	P	R	Height	Depth	Color
Prefix	Height	Base Depth	Color				
FEPR	36" - 96" in 6" increments	12" - 36" in 3" increments	See page 2-8				



## STANDARD FLUSH END PANEL

Standard Flush End Panels provide a nice finish to the end display while also providing product stops. Available in all Melamine and Laminate Finishes, 3/4" thick. Both in solid colors to match shelving color or Wood Grain Finish of your choice.

Item#	F	E	P	Height	Depth	Color
Prefix	Height	Base Depth	Color			
FEP	36" - 96" in 6" increments	12" - 36" in 3" increments	See page 2-8			



## WIRE GRID END PANEL

Wire Grid End Panels provide a nice finish to the end display while also providing product stops and additional merchandising with the use of grid hooks. 18ga 1" Tube Frame with 2"x 2" OC wire grids mitered at the top. Available in the powder coat color finish of your choice.

Item#	W	G	E	M	Height	Depth	Color
Prefix	Height	Base Depth	Color				
WGEM	36" - 96" in 6" increments	12" - 36" in 3" increments	See page 2-8				